

riWatt



CGR-15

riWatt



CGR-15

riWatt




CGR-15

riWatt



CGR-15

riWatt



CGR-15

riWatt



CGR-15

riWatt



CGR-15

riWatt



CGR-15

riWatt



CGR-15

riWatt



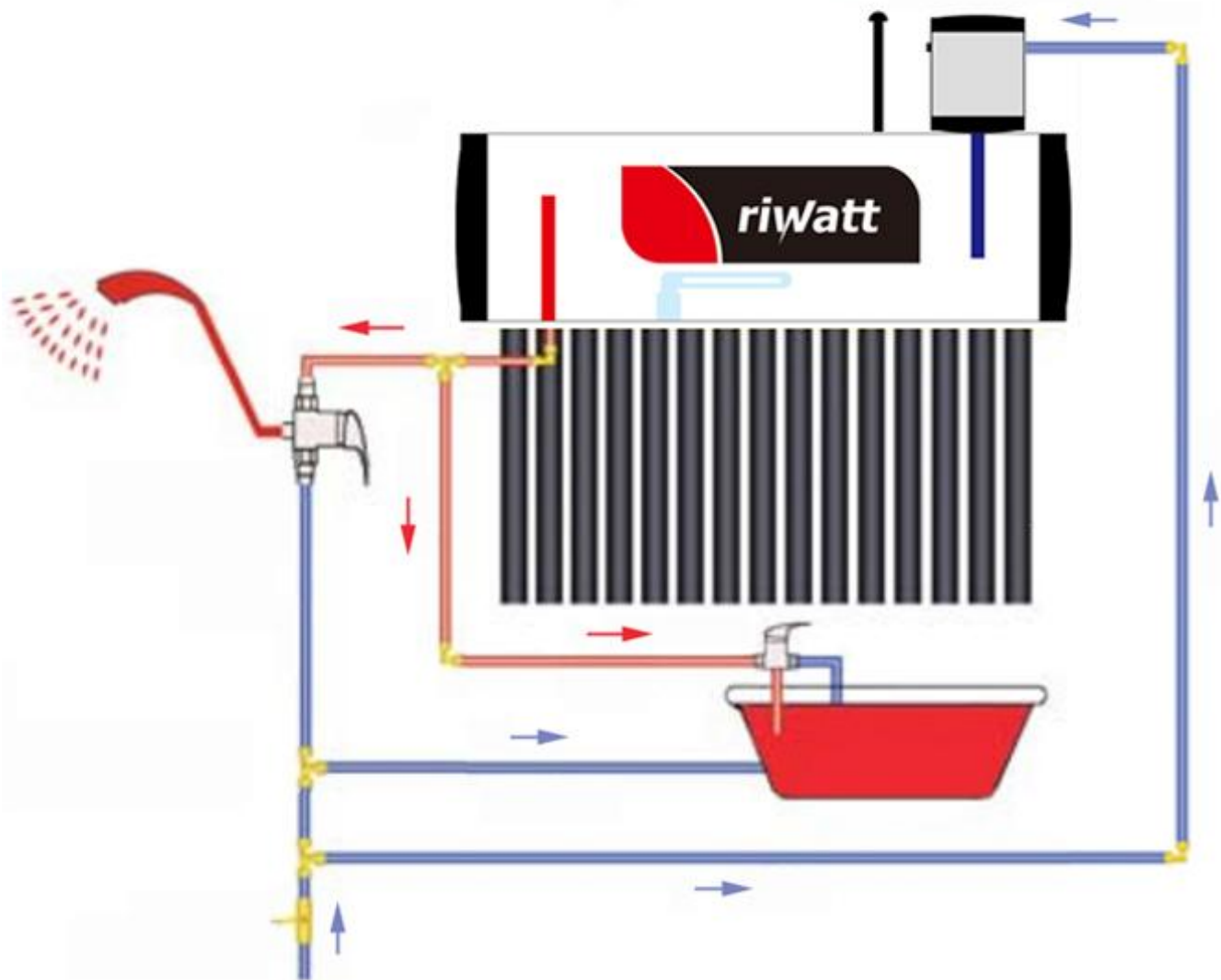
CGR-15

Specification
Gravity Feed Solar Water Heater (CGR-SERIAL)

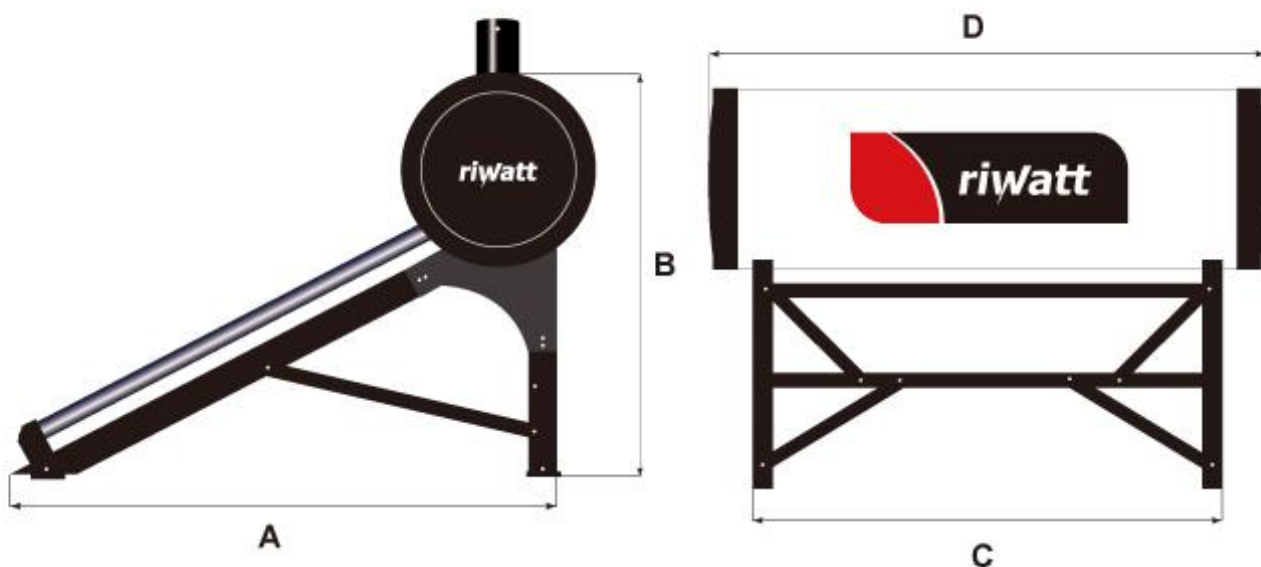
Water Tank	1	Material of outer tank shell	High quality galvanized steel
	2	Material of inner tank chest	Food grade SUS304-2B stainless steel
	3	Outer tank/inner tank dia.	470/360mm
	4	Insulation thickness	55mm
	5	Water tank insulating layer	Imported polyurethane
	6	Heat preservation period	72 hours
	7	Welding method	Argon arc welding
	8	Preserved holes on water tank	Air vent, hot water outlet, electric heater element, assistant tank hole
Vacuum Tube	9	Tube structure	All-glass double-tube co-axial structure
	10	Glass material	High borosilicate 3.3 glass
	11	Tube size	58*1800mm
	12	Outer tube dia. & thickness	Ø58±0.7mm; Glass thickness 1.6±0.15mm
	13	Inner tube dia. & thickness	Ø47±0.7mm; Glass thickness 1.6±0.15mm
Bracket	14	Bracket material	Stronger galvanized steel, 1.5mm thickness
	15	Bracket angle	25°
	16	Bolts & nuts	Stainless steel
Accessories	17	Electric heat element	47mm diameters, 1500W
	18	Assistant tank	3L (Galvanized Steel Type)
	19	Magnesium anode	D. & L. :20*230mm

MODEL:	Vacuum Tube		Capacity (L)			Absorb er Area	Suitable for
	Pcs	Size(mm)	Inner Tank Chest	Vacuum tubes	System Capacity	(M2)	(Persons)
CGR-10	10	58×1800	84	30	114	1.33	2
CGR-12	12	58×1800	101	36	137	1.596	2~3
CGR-15	15	58×1800	125	45	170	1.995	4
CGR-18	18	58×1800	150	54	204	2.394	5
CGR-20	20	58×1800	166	60	226	2.66	5~6
CGR-24	24	58×1800	198	72	270	3.192	7
CGR-30	30	58×1800	247	90	337	3.99	8
CGR-36	36	58×1800	296	108	404	4.788	10~11

Principle



Size Table



MODEL	A (CM)	B (CM)	C (CM)	D (CM)
CGR-12	200	115	98	110
CGR-15			122	134
CGR-18			146	158
CGR-20			162	174
CGR-24			194	206
CGR-30			242	254

Remark: 1~3cm tolerance might be existed, please note, **unit: CM**