

***riwatt***

## ↘ About Us

Riwatt Solar Co.,Ltd is a premier manufacturer of the world's finest maintenance free solar water heater to the public at very competitive prices, with an emphasis on professional innovation and quality, we have always put an emphasis on conducting business in an ethical, responsible, clear, and ecological way.

Riwatt value Innovation, Dedication and Superiority, and satisfy our customers by providing high-tech designs and features solar thermal products according to customers' needs. Improving the quality continuously and innovating forever. Our products have been approved by plenty of customers whom from around the world like America, Europe, Middle East, Asia and Australia.

Riwatt will incessantly offer noteworthy high quality solar thermal energy and professional service with the deep technical accumulation, reasonable human resource and farsighted strategy. We sincerely welcome you contact with us and do the mutual benefit business with each other in the near future!



## Split Pressurized Solar Water Heater -SUNBLUE

80L/150L/200L/ 300L/400L/500L/600L/700L/800L/1000L  
 Split Pressurized Solar Water Heater - **DUAL (2) COILS HEAT EXCHANGER**

MODEL:	Flat Plate Solar Collector	Double(2) Coils Water Tank	Working Station	Expansion Vessel	FOB/SHANG HAI
SUNBLUE-80L	1×SUNBLUE-2.0	GTR-80L(10+8M)	1×SR881(220V/50HZ)	1×EXV-8V	-
SUNBLUE-150L	1×SUNBLUE-2.5	GTR-150L(15+10M)	1×SR881(220V/50HZ)	1×EXV-8V	-
SUNBLUE-200L	2×SUNBLUE-2.0	GTR-200L(15+10M)	1×SR881(220V/50HZ)	1×EXV-12V	-
SUNBLUE-300L-A	2×SUNBLUE-2.5	GTR-300L(18+12M)	1×SR881(220V/50HZ)	1×EXV-18V	-
SUNBLUE-300L-B	3×SUNBLUE-2.0	GTR-300L(18+12M)	1×SR881(220V/50HZ)	1×EXV-18V	-
SUNBLUE-400L	3×SUNBLUE-2.5	GTR-400L(20+15M)	1×SR881(220V/50HZ)	1×EXV-18V	-
SUNBLUE-500L	5×SUNBLUE-2.0	GTR-500L(25+15M)	1×SR881(220V/50HZ)	1×EXV-24V	-
SUNBLUE-600L	6×SUNBLUE-2.0	GTR-600L(25+15M)	1×SR881(220V/50HZ)	1×EXV-24V	-
SUNBLUE-700L	7×SUNBLUE-2.0	GTR-700L(28+17M)	1×SR881(220V/50HZ)	1×EXV-35V	-
SUNBLUE-800L	7×SUNBLUE-2.5	GTR-800L(30+20M)	1×SR881(220V/50HZ)	1×EXV-35V	-
SUNBLUE-1000L-A	8×SUNBLUE-2.0	GTR-1000L(35+25M)	1×SR881(220V/50HZ)	1×EXV-50V	-
SUNBLUE-1000L-B	8×SUNBLUE-2.5	GTR-1000L(35+25M)	1×SR881(220V/50HZ)	1×EXV-50V	-



## Flat Plate Solar Collector - SUNBLUE-2.0/2.5

ITEMS	SUNBLUE-2.5	SUNBLUE--2.0
Riser Pipe Type	GRID	
Length×Width×Height (mm)	2000×1250×80	2000×1000×80
Header Pipe Material and Qty.	Copper TP2, Ø22 mm (2 pipe)	
Riser Pipe Material and Qty.	Copper TP2,Ø8 mm (9 pipes)	Copper TP2,Ø8 mm (7 pipes)
Gross Area (m <sup>2</sup> )	2.5	2.0
Absorb er Area(m <sup>2</sup> )	2.27	1.82
Net Weight(kgs)	35	30
Liquid Capacity(ltr)	1.53	1.23
Surface Treatment	Sputtering (Blue Titanium Absorber ) (Bluetec)	
Absorb er Plate Material	Aluminum Board	
Absorptivity	≥95% ±2%	
Emissivity	≤5% ±2%	
Frame Material	6063 T5 Aluminum Profile,Thickness : 1.2mm	
Back Plate	Galvanized Steel	
Insulation Material & Thickness & Density	Fiber Glass 30mm,Density:36g/m3	
Transparent Cover	Super White Low Iron Embossed Tempered Glass ,δ3.2mm,Light Transmission ≥ 91.5%	
Instant Thermal Efficiency(η)	0.79	0.77
Heat Transmission Medium	70% Propylene Glycol+30% Pure Water	
Test Pressure(Mpa)	1.2 Mpa , and Keep 15 Minutes	
Working Pressure(Mpa)	0.7	
Advising Flow Rate(L/H- m <sup>2</sup> )	70~80	
Heat Loss Coefficient a1* (w/ m <sup>2</sup> .°C)	3.25	5.00
Collector Stuffy Temperature(°C)	190	180
The Series Group Number (pcs)	≤ 8	

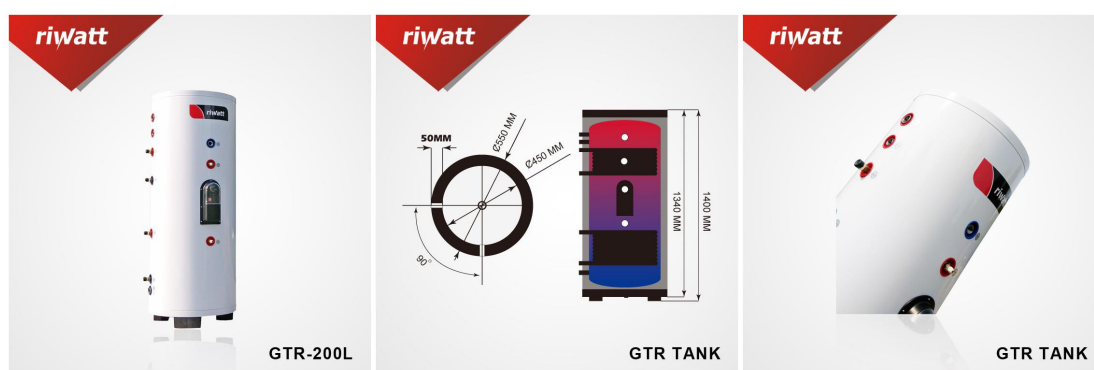


## Pressurized Water Storage Tank - GTR

MODEL	Inner Tank		Insulation Layer	Outer Tank		Coil Length			Tank Height
	Inner Dia. (mm)	Thickness (mm)	Thickness (mm)	Out Dia. (mm)	Thickness (mm)	Single Coil (m)	Dual Coil (m)		mm
							Lower	Upper	
GTR-80L	320	1.0	50	320	0.5	15	10	8	825
GTR-150L	360	1.2	55	470	0.5	20	15	10	1450
GTR-200L	450	1.5	50	550	0.5	20	15	10	1340
GTR-300L	480	1.5	50	580	0.5	25	18	12	1700
GTR-400L	580	2.0	60	700	0.5	30	20	15	1560
GTR-500L	580	2.0	60	700	0.5	35	25	15	1890
GTR-600L	580	2.0	60	700	0.5	35	25	15	2176
GTR-700L	580	2.0	60	700	0.5	40	28	17	2476
GTR-800L	800	2.5	100	1000	0.5	45	30	20	1860
GTR-1000L	800	2.5	100	1000	0.5	50	35	25	2100

### GTR-SERIAL WATER TANK SPECIFICATION

Insulation Layer	High-Density Polyurethane Foamed			
Inner Tank Material	Food Grade SUS 304-2B			
Outer Tank material	High Quality Color Painted Steel			
Inbuilt Heat Exchanger	Stainless Steel or Copper (Size: Ø:12,16,19,25mm)			
Drain Port	3/4" Female NPT (Bottom of Tank)			
T/P Port (Exhaust Port)	3/4" Female			
Packing Size(mm)	GTR-80L	930×560×560	GTR-500L	1980×780×780
	GTR-150L	1520×560×560	GTR-600L	2280×780×780
	GTR-200L	1480×640×640	GTR-700L	2580×780×780
	GTR-300L	1800×680×680	GTR-800L	2000×1100×1100
	GTR-400L	1700×780×780	GTR-1000L	2300×1100×1100



## Working Station - SR881

SR881 Working Station	
☉Timing heating	☉Pump interval functions.
☉Temperature difference control 1*ΔT	☉High temperature by-pass function
☉Collector emergency shutdown	☉Manual Control( for 2 outputs: P1H1)
☉Collector cooling function	☉Password setting
☉Collector low temperature protection	☉Recovery to factory setting
☉Collector frost protection	☉Holiday function
☉Tank re-cooling function	☉Manual Heating
☉Celsius and Fahrenheit temperature switch	☉Temperature query function
☉Maximum temperature of tank(max.number 1)	☉Memory Protection
☉Anti-Legionella function	☉Screen protection
☉Temperature controlled hot water circulation pump	☉Trouble shooting
☉RPM speed controlling(1*semiconductor)	☉Trouble protection
☉Thermal energy measuring	☉Trouble checking




## Expansion Vessel - EXV

Expansion Vessel							
Model	EXV-5V	EXV-8V	EXV-12V	EXV-18V	EXV-24V	EXV-35V	EXV-50V
Capacity	5L	8L	12L	18L	24L	35L	50L
Diameter	150	200	240	300	300	350	350
Height	290	330	310	370	430	450	760
Pre-Charged Pressure (bar)	1	2	1	1.5	1.5	1	2
Max Pressure (bar)	8	10	10	10	10	10	10
Max Temperature	99°C	99°C	99°C	99°C	99°C	99°C	99°C
Connection	3/4"	3/4"	3/4"	3/4"	3/4"	3/4"	3/4"













## Accessories for Split Pressurized Solar Water Heater

Pictures	Description	FOB/SHANGHAI	-
 <p>ABV-3/4</p>	<p>Air vent 1/2" or 3/4"</p>	-	-
 <p>ANTI-VACUUM SAFETY VALVE</p>	<p>Vacuum Safety Valve 1/2"</p>	-	-
 <p>CFF-22</p>	<p>Inter-panel connector fitting</p>	-	-
 <p>CFF-3/4</p>	<p>Brass stopper</p>	-	-
 <p>CF-22-3/4</p>	<p>22mm transfer to 3/4" fitting</p>	-	-
 <p>BFV-3/4</p>	<p>Y-filter valve</p>	-	-

 <p>riwatt</p> <p>BV-3/4</p>	<p>Brass ball valve</p>	<p>-</p>	<p>-</p>
 <p>riwatt</p> <p>RT-CSST20025.13</p>	<p>Pre-insulated solar hose</p>	<p>-</p>	<p>-</p>
 <p>riwatt</p> <p>CLAMPING BAND</p>	<p>Single/Twin pipe holer</p>	<p>-</p>	<p>-</p>
 <p>riwatt</p> <p>NPL-3/4</p>	<p>Brass nut, washer, Cir-clip</p>	<p>-</p>	<p>-</p>
 <p>riwatt</p> <p>BMS-3/4</p>	<p>Brass double nipple</p>	<p>-</p>	<p>-</p>
 <p>riwatt</p> <p>FLAT TOOL</p>	<p>Flat tool</p>	<p>-</p>	<p>-</p>
 <p>riwatt</p> <p>CUTTER</p>	<p>Cutter</p>	<p>-</p>	<p>-</p>



 <p>riwatt</p> <p>MK-GS</p>	<p>Slope Roof Mounting Kits (stainless steel,304-2B.)</p>	-	-
 <p>riwatt</p> <p>ROOF RAIL</p>	<p>Slope Roof Al.Alloy Roof Rail 40*40mm,2.0mm thickness</p>	-	-
 <p>riwatt</p> <p>LFV-3/4"</p>	<p>Liquid filling valve</p>	-	-
 <p>riwatt</p> <p>BTT-3/4-1/2-3/4</p>	<p>3/4\" * 1/2\" * 3/4\" Three Tee Valve</p>	-	-
 <p>riwatt</p> <p>TMV-3/4"</p>	<p>Thermostatic mixing valve 3/4"</p>	-	-
 <p>riwatt</p> <p>ELE-3/4-1500</p>	<p>Electric heater element</p>	-	-
 <p>riwatt</p> <p>MTH-23CM</p>	<p>Magnesium anode</p>	-	-

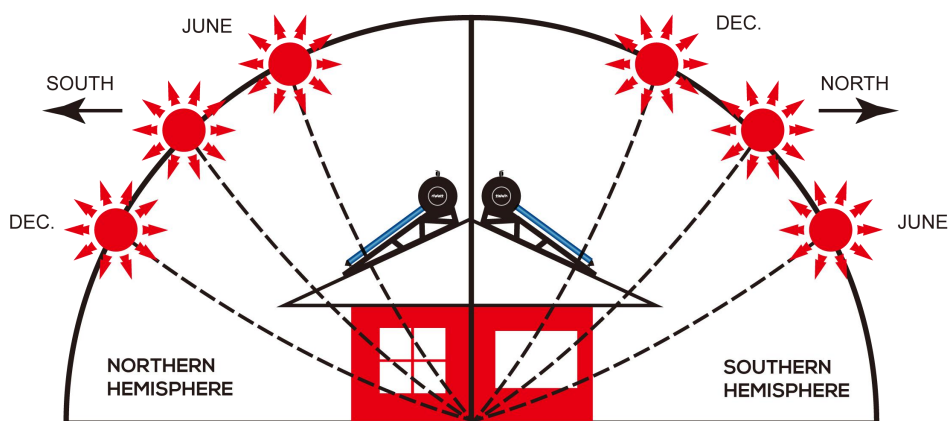
 <p>NCV-3/4</p>	Check valve	-	-
 <p>TPR-20</p>	P/T Valve (95 degree)	-	-
 <p>EXPANSION VESSEL ACCESSORIES</p>	Expansion Vessel Accessories	-	-

## Portable Demo Solar Kits.



## Mounting Surfaces and Direction:

Solar system can be installed on a flat roof or a tiled roof with maintaining the proper angles and directions. Naturally you want the collector to receive the maximum amount of sunlight each day and throughout the year. As a general rule if you are in the Northern Hemisphere then the collector should face south and if you are in the Southern Hemisphere then the collector should face north. See diagram below.



You do not have to be too careful about mounting the collector at the exact angle suggested. If your roof angle is within 10 $\pm$  of your desired angle you can just mount the solar collector flush against the roof surface. The added trouble of adjusting the collector to a precise angle is not warranted as it will not result in a great improvement in efficiency.

#### Transaction Terms:

1. Payment term: 30% TT in advance or L/C (NEGOTIABLE), for sample order, LCL P.O, 100% TT in advance.
2. Delivery:  $\pm$ 13 working days after the receipt of deposit.
3. Warranty:

The manufacturer covers failure due to manufacturing defects for the following warranty time periods.

Collector Manifold Warranty: 7 (SEVEN)Years | Evacuated Tubes Warranty: 15 (FIFTEEN) Years

Stainless Steel Tank Warranty: 7 (SEVEN)Years | Warranty of Other System Components: 1 (ONE) Year

---

**riwatt**

RIWATT SOLAR CO.,LTD

No.100,Gongren Road,314400,Haining,China,314400

Tel.: +86 573 8701 3118

Phone: +86 180 6702 2550

Wechat/Whatsapp: + 86 180 6702 2550

Email: info@riwatt.com

www.riwatt.com

Skype: o.millott

**Save a tree! Think before you print**